



*Easton*  
MARYLAND

# **Budget Fiscal Year 2026**

**Capital Fund \$1,088,759**

April 21, 2025

ACCOUNT NUMBER	ACCOUNT DESCRIPTION	LAST YEARS ACTUALS	ADJUSTED BUDGET	Y-T-D ACTUAL	DEPT INPUT 25 DI	MAYOR REVIEW 25MR	COUNCIL BDGT 26 BU
REVENUE							
FUND 390 CAPITAL EQUIPMENT FUND							
BASIC 33 INTERGOVERNMENTAL REVENUE							
ELEM 10 OTHER FEDERAL GRANTS							
390-0000-331.10-00	OTHER FEDERAL GRANTS	1,964,887-	0	176,167-	0	0	0
**	OTHER FEDERAL GRANTS	1,964,887-	0	176,167-	0	0	0
***	FEDERAL GRANTS	1,964,887-	0	176,167-	0	0	0
ELEM 07 OTHER STATE GRANTS							
390-0000-334.07-00	OTHER STATE GRANTS	0	0	1,858	0	0	0
**	OTHER STATE GRANTS	0	0	1,858	0	0	0
ELEM 08 STATE GRANTS PROJECTS							
390-0000-334.08-00	STATE GRANTS PROJECTS	55,000-	0	0	0	0	0
**	STATE GRANTS PROJECTS	55,000-	0	0	0	0	0
***	STATE GRANTS	55,000-	0	1,858	0	0	0
****	INTERGOVERNMENTAL REVENUE	2,019,887-	0	174,309-	0	0	0
BASIC 36 MISCELLANEOUS REVENUE							
ELEM 03 CONTRIBUTIONS & DONATIONS							
390-0000-361.03-00	CONTRIBUTIONS & DONATIONS	21,523-	0	0	0	0	0
**	CONTRIBUTIONS & DONATIONS	21,523-	0	0	0	0	0
ELEM 89 OTHER SOURCES							
390-0000-361.89-90	TRANSFERS IN	4,496,729-	2,208,902-	1,472,600-	3,530,094-	1,088,759-	1,088,759-
LEVEL	TEXT			TEXT AMT			
25DI	PRELIMINARY AMOUNT OF TRANSFER FROM GENERAL FUND NEEDED TO COVER DEPARTMENT REQUESTS			3,530,094 3,530,094			
LEVEL	TEXT			TEXT AMT			
25MR	PRELIMINARY AMOUNT OF TRANSFER FROM GENERAL FUND NEEDED TO COVER DEPARTMENT REQUESTS MR - REDUCTIONS TO INITIAL REQUESTS			3,530,094 2,441,335- 1,088,759			
LEVEL	TEXT			TEXT AMT			
26BU	PRELIMINARY AMOUNT OF TRANSFER FROM GENERAL FUND NEEDED TO COVER DEPARTMENT REQUESTS MR - REDUCTIONS TO INITIAL REQUESTS			3,530,094 2,441,335- 1,088,759			

ACCOUNT NUMBER	ACCOUNT DESCRIPTION	LAST YEARS ACTUALS	ADJUSTED BUDGET	Y-T-D ACTUAL	DEPT INPUT 25 DI	MAYOR REVIEW 25MR	COUNCIL BDGT 26 BU
REVENUE							
FUND 390 CAPITAL EQUIPMENT FUND							
BASIC 36 MISCELLANEOUS REVENUE							
ELEM 89 OTHER SOURCES							
**	OTHER SOURCES	4,496,729-	2,208,902-	1,472,600-	3,530,094-	1,088,759-	1,088,759-
***	MISCELLANEOUS REVENUE	4,518,252-	2,208,902-	1,472,600-	3,530,094-	1,088,759-	1,088,759-
		-----	-----	-----	-----	-----	-----
****	MISCELLANEOUS REVENUE	4,518,252-	2,208,902-	1,472,600-	3,530,094-	1,088,759-	1,088,759-
		-----	-----	-----	-----	-----	-----
*****	CAPITAL EQUIPMENT FUND	6,538,139-	2,208,902-	1,646,909-	3,530,094-	1,088,759-	1,088,759-
*****	CAPITAL EQUIPMENT FUND	6,538,139-	2,208,902-	1,646,909-	3,530,094-	1,088,759-	1,088,759-
*****		6,538,139-	2,208,902-	1,646,909-	3,530,094-	1,088,759-	1,088,759-
		-----	-----	-----	-----	-----	-----
*****	REVENUE	6,538,139-	2,208,902-	1,646,909-	3,530,094-	1,088,759-	1,088,759-

DRAFT

ACCOUNT NUMBER	ACCOUNT DESCRIPTION	LAST YEARS ACTUALS	ADJUSTED BUDGET	Y-T-D ACTUAL	DEPT INPUT 25 DI	MAYOR REVIEW 25MR	COUNCIL BDGT 26 BU
EXPENDITURE							
DEPT 10 EXECUTIVE							
DIV 10 TOWN COUNCIL							
BASIC 51 GENERAL GOVERNMENT							
ELEM 60 CAPITAL OUTLAY							
390-1010-510.60-64	MACHINERY & EQUIPMENT	13,751	0	0	0	0	0
**	CAPITAL OUTLAY	13,751	0	0	0	0	0
***	GENERAL GOVERNMENT	13,751	0	0	0	0	0
****	GENERAL GOVERNMENT	13,751	0	0	0	0	0
*****	TOWN COUNCIL	13,751	0	0	0	0	0

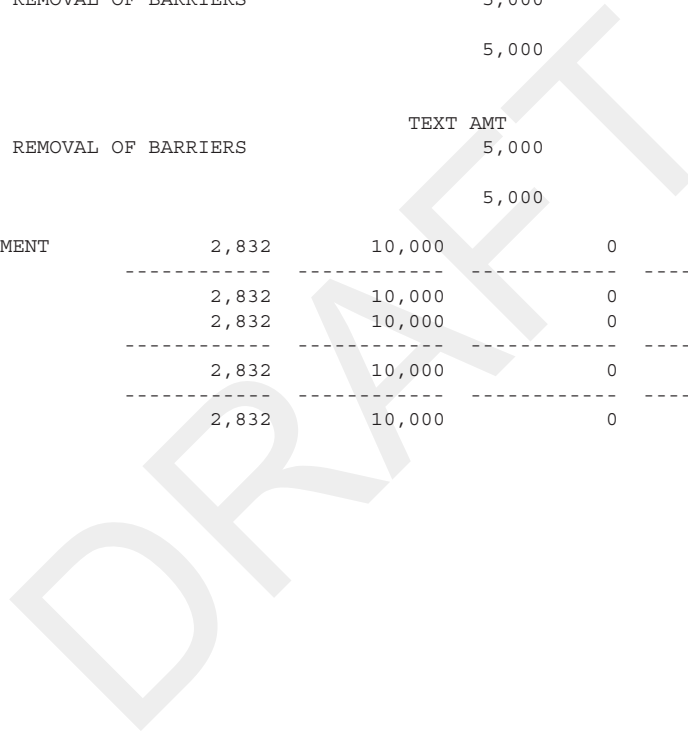
DRAFT

ACCOUNT NUMBER	ACCOUNT DESCRIPTION	LAST YEARS ACTUALS	ADJUSTED BUDGET	Y-T-D ACTUAL	DEPT INPUT 25 DI	MAYOR REVIEW 25MR	COUNCIL BDGT 26 BU
EXPENDITURE							
DEPT 10 EXECUTIVE							
DIV 50 TOWN CLERK							
BASIC 51 GENERAL GOVERNMENT							
ELEM 60 CAPITAL OUTLAY							
390-1050-510.60-64	MACHINERY & EQUIPMENT	0	15,000	0	0	0	0
**	CAPITAL OUTLAY	0	15,000	0	0	0	0
***	GENERAL GOVERNMENT	0	15,000	0	0	0	0
****	GENERAL GOVERNMENT	0	15,000	0	0	0	0
*****	TOWN CLERK	0	15,000	0	0	0	0

DRAFT


ACCOUNT NUMBER	ACCOUNT DESCRIPTION	LAST YEARS ACTUALS	ADJUSTED BUDGET	Y-T-D ACTUAL	DEPT INPUT 25 DI	MAYOR REVIEW 25MR	COUNCIL BDGT 26 BU
EXPENDITURE							
DEPT 10 EXECUTIVE							
DIV 60 MAYOR							
BASIC 51 GENERAL GOVERNMENT							
ELEM 60 CAPITAL OUTLAY							
390-1060-510.60-63	IMPRMTS OTHER THAN BLDGS	0	0	0	5,000	0	0
LEVEL	TEXT						
25DI	GENERAL ADA FACILITY REMOVAL OF BARRIERS				5,000		
					5,000		
LEVEL	TEXT						
25MR	GENERAL ADA FACILITY REMOVAL OF BARRIERS				5,000		
	MAYOR REVIEW REMOVED - INCLUDED UNDER TOWN MANAGER				5,000-		
LEVEL	TEXT						
26BU	GENERAL ADA FACILITY REMOVAL OF BARRIERS				5,000		
	MAYOR REVIEW REMOVED - INCLUDED UNDER TOWN MANAGER				5,000-		
390-1060-510.60-64	MACHINERY & EQUIPMENT	0	25,000	0	0	0	0
**	CAPITAL OUTLAY	0	25,000	0	5,000	0	0
***	GENERAL GOVERNMENT	0	25,000	0	5,000	0	0
****	GENERAL GOVERNMENT	0	25,000	0	5,000	0	0
*****	MAYOR	0	25,000	0	5,000	0	0

ACCOUNT NUMBER	ACCOUNT DESCRIPTION	LAST YEARS ACTUALS	ADJUSTED BUDGET	Y-T-D ACTUAL	DEPT INPUT 25 DI	MAYOR REVIEW 25MR	COUNCIL BDGT 26 BU
EXPENDITURE							
DEPT 10 EXECUTIVE							
DIV 65 TOWN MANAGER							
BASIC 51 GENERAL GOVERNMENT							
ELEM 60 CAPITAL OUTLAY							
390-1065-510.60-63	IMPRMTS OTHER THAN BLDGS	0	0	0	0	5,000	5,000
LEVEL	TEXT			TEXT AMT			
25MR	MR GENERAL ADA FACILITY REMOVAL OF BARRIERS MOVED FROM DEPT 1060			5,000			
				5,000			
LEVEL	TEXT			TEXT AMT			
26BU	MR GENERAL ADA FACILITY REMOVAL OF BARRIERS MOVED FROM DEPT 1060			5,000			
				5,000			
390-1065-510.60-64	MACHINERY & EQUIPMENT	2,832	10,000	0	0	0	0
**	CAPITAL OUTLAY	2,832	10,000	0	0	5,000	5,000
***	GENERAL GOVERNMENT	2,832	10,000	0	0	5,000	5,000
****	GENERAL GOVERNMENT	2,832	10,000	0	0	5,000	5,000
*****	TOWN MANAGER	2,832	10,000	0	0	5,000	5,000



ACCOUNT NUMBER	ACCOUNT DESCRIPTION	LAST YEARS ACTUALS	ADJUSTED BUDGET	Y-T-D ACTUAL	DEPT INPUT 25 DI	MAYOR REVIEW 25MR	COUNCIL BDGT 26 BU
EXPENDITURE							
DEPT 10 EXECUTIVE							
DIV 70 INFORMATION TECHNOLOGY							
BASIC 51 GENERAL GOVERNMENT							
ELEM 60 CAPITAL OUTLAY							
390-1070-510.60-64	MACHINERY & EQUIPMENT	166,578	135,195	84,870	159,463	25,000	25,000
LEVEL	TEXT			TEXT AMT			
25DI	NEW PC'S			68,000			
	MANAGE ENGINE FIREWALL ANALYZER			4,000			
	SOPHOS RED 60'S			5,500			
	EERO WIRELESS DEVICES			1,500			
	PW RECABLING NETWORK SPACE			70,000			
	JUMPCLOUD CARRYOVER FROM PRIOR YEAR \$26040						
	CIVIC PLUS SOFTWARE - PARKS & REC MODULE			10,463			
	CAMERAS PARKING LOTS - CARRYOVER \$30,000						
				159,463			
LEVEL	TEXT			TEXT AMT			
25MR	NEW PC'S			68,000			
	MANAGE ENGINE FIREWALL ANALYZER			4,000			
	SOPHOS RED 60'S			5,500			
	EERO WIRELESS DEVICES			1,500			
	PW RECABLING NETWORK SPACE			70,000			
	JUMPCLOUD CARRYOVER FROM PRIOR YEAR \$26040						
	CIVIC PLUS SOFTWARE - PARKS & REC MODULE			10,463			
	CAMERAS PARKING LOTS - CARRYOVER \$30,000						
	REDUCTION TO NEW PC BUDGET-PARTIAL PURCHASE CUR YR			43,000-			
	REMOVE SOPHOS RED 60'S-PURCHASE CURRENT YEAR			5,500-			
	EERO WIRELESS DEVICES-PRUCHASE CURRENT YEAR			1,500-			
	REDUCTION PW RECABLING-PURCHASE CURRENT YEAR			70,000-			
	REMOVE CIVIC PLUS SOFTWARE PURCHASED CURRENT YEAR			10,463-			
	REMOVE ENGINE FIREWALL ANALYZER PART OF SOPHOS			4,000-			
				25,000			
LEVEL	TEXT			TEXT AMT			
26BU	NEW PC'S			68,000			
	MANAGE ENGINE FIREWALL ANALYZER			4,000			
	SOPHOS RED 60'S			5,500			
	EERO WIRELESS DEVICES			1,500			
	PW RECABLING NETWORK SPACE			70,000			
	JUMPCLOUD CARRYOVER FROM PRIOR YEAR \$26040						
	CIVIC PLUS SOFTWARE - PARKS & REC MODULE			10,463			
	CAMERAS PARKING LOTS - CARRYOVER \$30,000						
	REDUCTION TO NEW PC BUDGET-PARTIAL PURCHASE CUR YR			43,000-			

ACCOUNT NUMBER	ACCOUNT DESCRIPTION	LAST YEARS ACTUALS	ADJUSTED BUDGET	Y-T-D ACTUAL	DEPT INPUT 25 DI	MAYOR REVIEW 25MR	COUNCIL BGD 26 BU
EXPENDITURE							
DEPT 10 EXECUTIVE							
DIV 70 INFORMATION TECHNOLOGY							
BASIC 51 GENERAL GOVERNMENT							
ELEM 60 CAPITAL OUTLAY							
	REMOVE SOPHOS RED 60'S-PURCHASE CURRENT YEAR			5,500-			
	EERO WIRELESS DEVICES-PRUCHASE CURRENT YEAR			1,500-			
	REDUCTION PW RECABLING-PURCHASE CURRENT YEAR			70,000-			
	REMOVE CIVIC PLUS SOFTWARE PURCHASED CURRENT YEAR			10,463-			
	REMOVE ENGINE FIREWALL ANALYZER PART OF SOPHOS			4,000-			
				25,000			
**	CAPITAL OUTLAY	166,578	135,195	84,870	159,463	25,000	25,000
***	GENERAL GOVERNMENT	166,578	135,195	84,870	159,463	25,000	25,000
****	GENERAL GOVERNMENT	166,578	135,195	84,870	159,463	25,000	25,000
*****	INFORMATION TECHNOLOGY	166,578	135,195	84,870	159,463	25,000	25,000
*****	EXECUTIVE	183,161	185,195	84,870	164,463	30,000	30,000



ACCOUNT NUMBER	ACCOUNT DESCRIPTION	LAST YEARS ACTUALS	ADJUSTED BUDGET	Y-T-D ACTUAL	DEPT INPUT 25 DI	MAYOR REVIEW 25MR	COUNCIL BDGT 26 BU
EXPENDITURE							
DEPT 12 FINANCIAL ADMINISTRATION							
DIV 00 FINANCIAL ADMINISTRATION							
BASIC 51 GENERAL GOVERNMENT							
ELEM 60 CAPITAL OUTLAY							
390-1200-512.60-64	MACHINERY & EQUIPMENT	115,658	0	0	400,000	0	0
LEVEL	TEXT						
25DI	PLANNING FOR SYSTEM REPLACEMENT				400,000		
					400,000		
LEVEL	TEXT						
25MR	PLANNING FOR SYSTEM REPLACEMENT				400,000		
	REDUCTION TO NEW SYSTEM REPLACEMENT				400,000-		
	\$514,405 IS REMAINING IN THE CARRYOVER FOR THIS						
LEVEL	TEXT						
26BU	PLANNING FOR SYSTEM REPLACEMENT				400,000		
	REDUCTION TO NEW SYSTEM REPLACEMENT				400,000-		
	\$514,405 IS REMAINING IN THE CARRYOVER FOR THIS						
**	CAPITAL OUTLAY	115,658	0	0	400,000	0	0
***	FINANCIAL ADMINISTRATION	115,658	0	0	400,000	0	0
****	GENERAL GOVERNMENT	115,658	0	0	400,000	0	0
*****	FINANCIAL ADMINISTRATION	115,658	0	0	400,000	0	0
*****	FINANCIAL ADMINISTRATION	115,658	0	0	400,000	0	0

ACCOUNT NUMBER	ACCOUNT DESCRIPTION	LAST YEARS ACTUALS	ADJUSTED BUDGET	Y-T-D ACTUAL	DEPT INPUT 25 DI	MAYOR REVIEW 25MR	COUNCIL BGD 26 BU
EXPENDITURE							
DEPT 14 GEN SERV MUNICIPAL BLDG							
DIV 00 GEN SERV MUNICIPAL BLDG							
BASIC 51 GENERAL GOVERNMENT							
ELEM 60 CAPITAL OUTLAY							
390-1400-514.60-62	BUILDINGS	17,128	117,200	16,969	0	0	0
390-1400-514.60-63	IMPRMTS OTHER THAN BLDGS	0	0	0	131,500	18,000	18,000

LEVEL	TEXT	TEXT AMT
25DI	TOWN HALL COUNCIL CARPET REPLACEMENT	8,500
	THOMPSON PARK SECURITY FENCING	5,500
	EASTON POINT PARK ROOF REPLACEMENT	40,000
	EASTON POINT PARK EXTERIOR REMODELING/REPAIRS	20,000
	EASTON POINT PARK SEPTIC TANK REPLACE OR CONNECT	15,000
	NORTH EAST PARK GAZEBO JOISTS & REDECKING SYNTHET	5,000
	PUBLIC WORKS REPL 3 SHOP GARAGE DOORS & 3 OPENERS	20,000
	EPD HVAC EQUIPMENT REPLACEMENT - RADIO ROOM	10,000
	GENERAL ADA-FACILITY REMOVAL OF BARRIERS	5,000
	WELCOME CENTER-REAR 2ND FLR WINDOW REPLACEMENT	2,500
	WELCOME CENTER-ROOF REPL (1998) 23-57 C/O \$30,000	
	WELCOME CENTER-HVAC SYS REPL 23-58 C/O \$18,000	
		131,500

LEVEL	TEXT	TEXT AMT
25MR	TOWN HALL COUNCIL CARPET REPLACEMENT	8,500
	THOMPSON PARK SECURITY FENCING	5,500
	EASTON POINT PARK ROOF REPLACEMENT-GRANT POTENTIAL	40,000
	EASTON POINT PARK EXT REMODELING/REPAIRS-GRANT POT	20,000
	EASTON PT PK SEPTIC TANK REPLACE/CONNECT-GRANT POT	15,000
	NORTH EAST PARK GAZEBO JOISTS & REDECKING SYNTHET	5,000
	PUBLIC WORKS REPL 3 SHOP GARAGE DOORS & 3 OPENERS	20,000
	EPD HVAC EQUIPMENT REPLACEMENT - RADIO ROOM	10,000
	GENERAL ADA-FACILITY REMOVAL OF BARRIERS	5,000
	WELCOME CENTER-REAR 2ND FLR WINDOW REPLACEMENT	2,500
	REMOVE TH COUNCIL CARPET	8,500-
	REMOVE THOMPSON PARK FENCING	5,500-
	REMOVE EASTON POINT PARK ROOF	40,000-
	REMOVE EASTON POINT PART EXT REMODELING	20,000-
	REMOVE EASTON PT PARK SEPTIC	15,000-
	REMOVE PW SHOP DOOR REPLACEMENTS	20,000-
	REMOVE ADA ITEM	5,000-
	ADDITIONAL FOR EPD HVAC FAILING SYSTEM	500
		18,000

LEVEL	TEXT	TEXT AMT
-------	------	----------

ACCOUNT NUMBER	ACCOUNT DESCRIPTION	LAST YEARS ACTUALS	ADJUSTED BUDGET	Y-T-D ACTUAL	DEPT INPUT 25 DI	MAYOR REVIEW 25MR	COUNCIL BDGT 26 BU
EXPENDITURE							
DEPT 14 GEN SERV MUNICIPAL BLDG							
DIV 00 GEN SERV MUNICIPAL BLDG							
BASIC 51 GENERAL GOVERNMENT							
ELEM 60 CAPITAL OUTLAY							
26BU	TOWN HALL COUNCIL CARPET REPLACEMENT		8,500				
	THOMPSON PARK SECURITY FENCING		5,500				
	EASTON POINT PARK ROOF REPLACEMENT-GRANT POTENTIAL		40,000				
	EASTON POINT PARK EXT REMODELING/REPAIRS-GRANT POT		20,000				
	EASTON PT PK SEPTIC TANK REPLACE/CONNECT-GRANT POT		15,000				
	NORTH EAST PARK GAZEBO JOISTS & REDECKING SYNTHET		5,000				
	PUBLIC WORKS REPL 3 SHOP GARAGE DOORS & 3 OPENERS		20,000				
	EPD HVAC EQUIPMENT REPLACEMENT - RADIO ROOM		10,000				
	GENERAL ADA-FACILITY REMOVAL OF BARRIERS		5,000				
	WELCOME CENTER-REAR 2ND FLR WINDOW REPLACEMENT		2,500				
	REMOVE TH COUNCIL CARPET		8,500-				
	REMOVE THOMPSON PARK FENCING		5,500-				
	REMOVE EASTON POINT PARK ROOF		40,000-				
	REMOVE EASTON POINT PART EXT REMODELING		20,000-				
	REMOVE EASTON PT PARK SEPTIC		15,000-				
	REMOVE PW SHOP DOOR REPLACEMENTS		20,000-				
	REMOVE ADA ITEM		5,000-				
	ADDITIONAL FOR EPD HVAC FAILING SYSTEM		500				
			18,000				
390-1400-514.60-64	MACHINERY & EQUIPMENT	0	0	0	67,000	22,000	22,000
LEVEL	TEXT			TEXT AMT			
25DI	BUILDING & FACILITIES VEHICLE		45,000				
	TOWN HALL HVAC SYSTEM REPLACEMENT 2 UNITS		22,000				
			67,000				
LEVEL	TEXT			TEXT AMT			
25MR	BUILDING & FACILITIES VEHICLE		45,000				
	TOWN HALL HVAC SYSTEM REPLACEMENT 2 UNITS		22,000				
	REMOVE BUILDING & FACILITIES VEHICLE-LEASE OPTION		45,000-				
			22,000				
LEVEL	TEXT			TEXT AMT			
26BU	BUILDING & FACILITIES VEHICLE		45,000				
	TOWN HALL HVAC SYSTEM REPLACEMENT 2 UNITS		22,000				
	REMOVE BUILDING & FACILITIES VEHICLE-LEASE OPTION		45,000-				
			22,000				

-----

ACCOUNT NUMBER	ACCOUNT DESCRIPTION	LAST YEARS ACTUALS	ADJUSTED BUDGET	Y-T-D ACTUAL	DEPT INPUT 25 DI	MAYOR REVIEW 25MR	COUNCIL BDGT 26 BU
EXPENDITURE							
DEPT 14 GEN SERV MUNICIPAL BLDG							
DIV 00 GEN SERV MUNICIPAL BLDG							
BASIC 51 GENERAL GOVERNMENT							
ELEM 60 CAPITAL OUTLAY							
**	CAPITAL OUTLAY	17,128	117,200	16,969	198,500	40,000	40,000
***	GEN SERV MUNICIPAL BLDG	17,128	117,200	16,969	198,500	40,000	40,000
		-----	-----	-----	-----	-----	-----
****	GENERAL GOVERNMENT	17,128	117,200	16,969	198,500	40,000	40,000
		-----	-----	-----	-----	-----	-----
*****	GEN SERV MUNICIPAL BLDG	17,128	117,200	16,969	198,500	40,000	40,000
*****	GEN SERV MUNICIPAL BLDG	17,128	117,200	16,969	198,500	40,000	40,000

DRAFT

ACCOUNT NUMBER	ACCOUNT DESCRIPTION	LAST YEARS ACTUALS	ADJUSTED BUDGET	Y-T-D ACTUAL	DEPT INPUT 25 DI	MAYOR REVIEW 25MR	COUNCIL BDGT 26 BU
EXPENDITURE							
DEPT 20 POLICE							
DIV 10 ADMINISTRATION							
BASIC 52 PUBLIC SAFETY							
ELEM 60 CAPITAL OUTLAY							
390-2010-520.60-63	IMPRMTS OTHER THAN BLDGS	0	0	250-	0	0	0
390-2010-520.60-64	MACHINERY & EQUIPMENT	1,756,458	60,600	208,090	972,531	86,259	86,259

LEVEL	TEXT	TEXT AMT
25DI	10 REPLACEMENT SWAT RIFLES	15,900
	DUAL PURPOSE K9	14,000
	SECURITY CAMERA SYSTEM	54,259
	2 RADAR MESSAGE BOARDS	13,300
	2 SWAT LEVEL III BALLISTIC SHIELDS	18,000
	12 SWAT SIMUNITION GEAR	19,960
	JOHN DEERE GATOR W/CAB FOR MEO USE	33,000
	15 RIFLES TO IMPLEMENT INDIVIDUAL ISSUE	26,250
	24 LAPTOP COMPUTERS FOR THE TRAINING ROOM	74,000
	1 PATROL/SWAT VEHICLE & EMER EQUIP	79,000
	1 PATROL VEHICLE & EMER EQUIP	58,500
	1 ECU VEHICLE & EMER EQUIP	64,500
	1 CID VEHICLE & EMER EQUIP	58,500
	1 SWAT ARMORED VEHICLE	309,031
	23 PUSH BARS, PIT BARS & HEADLAMP WRAPS (GRILLS)	46,731
	TIP 411 - SOCIAL MEDIA TIP LINE	7,200
	16 LIFEPAK CR2 DEFIBRILLATORS	40,000
	16 BALLESTIC SHIELDS	11,200
	8 STALKER RADAR UNITS	29,200
		972,531

LEVEL	TEXT	TEXT AMT
25MR	10 REPLACEMENT SWAT RIFLES	15,900
	DUAL PURPOSE K9 - SEEK GRANT FUNDING	14,000
	SECURITY CAMERA SYSTEM	54,259
	2 RADAR MESSAGE BOARDS - SEEK GRANT FUNDING	13,300
	2 SWAT LEVEL III BALLISTIC SHIELDS	18,000
	12 SWAT SIMUNITION GEAR	19,960
	JOHN DEERE GATOR W/CAB FOR MEO USE	33,000
	15 RIFLES TO IMPLEMENT INDIVIDUAL ISSUE	26,250
	24 LAPTOP COMPUTERS FOR THE TRAINING ROOM	74,000
	1 PATROL/SWAT VEHICLE & EMER EQUIP	79,000
	1 PATROL VEHICLE & EMER EQUIP	58,500
	1 ECU VEHICLE & EMER EQUIP	64,500
	1 CID VEHICLE & EMER EQUIP	58,500
	1 SWAT ARMORED VEHICLE	309,031
	23 PUSH BARS, PIT BARS & HEADLAMP WRAPS (GRILLS)	46,731

ACCOUNT NUMBER	ACCOUNT DESCRIPTION	LAST YEARS ACTUALS	ADJUSTED BUDGET	Y-T-D ACTUAL	DEPT INPUT 25 DI	MAYOR REVIEW 25MR	COUNCIL BDGT 26 BU
----------------	---------------------	-----------------------	--------------------	-----------------	---------------------	----------------------	-----------------------

EXPENDITURE

DEPT 20 POLICE

DIV 10 ADMINISTRATION

BASIC 52 PUBLIC SAFETY

ELEM 60 CAPITAL OUTLAY

TIP 411 - SOCIAL MEDIA TIP LINE-SEEK GRANT FUNDING	7,200
16 LIFEPAK CR2 DEFIBRILLATORS	40,000
16 BALLESTIC SHIELDS	11,200
8 STALKER RADAR UNITS-SEEK GRANT FUNDING	29,200
MR REDUCE TO 5 REPLACEMENT RIFLES	7,900-
MR REDUCE 20 LAPTOPS TO 2	68,000-
MR ELIMINATE GATOR	33,000-
MR ELIMINATE SWAT ARMORED VEHICLE	309,031-
MR CHANGE ECU VEHICLE & EMERG EQUIP TO LEASE	64,500-
MR CHANGE CID VEHICLE & EMER EQUIP TO LEASE	58,500-
REMOVE DUAL PURPOSE K-9	14,000-
REMOVE 23 PUSH BARS PIT BARS & HEADLAMP WRAPS	46,731-
REMOVE 2 RADAR MESSAGE BOARDS	13,300-
REMOVE SWAT SIMUNITION GEAR	19,960-
REMOVE 15 RIFLES TO IMPLEMENT INDIVIDUAL ISSUE	26,250-
REMOVE CID VEHICLE & EQUIP	58,500-
REMOVE TIP 411	7,200-
REMOVE 16 LIFEPAK CR2 DEFIB	40,000-
REMOVE 16 BALLISTIC SHIELDS	11,200-
REMOVE 8 STALKER RADAR UNITS	29,200-
REMOVE PATROL/SWAT VEHICLE	79,000-
	86,259

LEVEL  
26BU

TEXT	TEXT AMT
10 REPLACEMENT SWAT RIFLES	15,900
DUAL PURPOSE K9 - SEEK GRANT FUNDING	14,000
SECURITY CAMERA SYSTEM	54,259
2 RADAR MESSAGE BOARDS - SEEK GRANT FUNDING	13,300
2 SWAT LEVEL III BALLISTIC SHIELDS	18,000
12 SWAT SIMUNITION GEAR	19,960
JOHN DEERE GATOR W/CAB FOR MEO USE	33,000
15 RIFLES TO IMPLEMENT INDIVIDUAL ISSUE	26,250
24 LAPTOP COMPUTERS FOR THE TRAINING ROOM	74,000
1 PATROL/SWAT VEHICLE & EMER EQUIP	79,000
1 PATROL VEHICLE & EMER EQUIP	58,500
1 ECU VEHICLE & EMER EQUIP	64,500
1 CID VEHICLE & EMER EQUIP	58,500
1 SWAT ARMORED VEHICLE	309,031
23 PUSH BARS, PIT BARS & HEADLAMP WRAPS (GRILLS)	46,731
TIP 411 - SOCIAL MEDIA TIP LINE-SEEK GRANT FUNDING	7,200
16 LIFEPAK CR2 DEFIBRILLATORS	40,000

ACCOUNT NUMBER	ACCOUNT DESCRIPTION	LAST YEARS ACTUALS	ADJUSTED BUDGET	Y-T-D ACTUAL	DEPT INPUT 25 DI	MAYOR REVIEW 25MR	COUNCIL BDGT 26 BU
EXPENDITURE							
DEPT 20 POLICE							
DIV 10 ADMINISTRATION							
BASIC 52 PUBLIC SAFETY							
ELEM 60 CAPITAL OUTLAY							
	16 BALLESTIC SHIELDS			11,200			
	8 STALKER RADAR UNITS-SEEK GRANT FUNDING			29,200			
	MR REDUCE TO 5 REPLACEMENT RIFLES			7,900-			
	MR REDUCE 20 LAPTOPS TO 2			68,000-			
	MR ELIMINATE GATOR			33,000-			
	MR ELIMINATE SWAT ARMORED VEHICLE			309,031-			
	MR CHANGE ECU VEHICLE & EMERG EQUIP TO LEASE			64,500-			
	MR CHANGE CID VEHICLE & EMER EQUIP TO LEASE			58,500-			
	REMOVE DUAL PURPOSE K-9			14,000-			
	REMOVE 23 PUSH BARS PIT BARS & HEADLAMP WRAPS			46,731-			
	REMOVE 2 RADAR MESSAGE BOARDS			13,300-			
	REMOVE SWAT SIMUNITION GEAR			19,960-			
	REMOVE 15 RIFLES TO IMPLEMENT INDIVIDUAL ISSUE			26,250-			
	REMOVE CID VEHICLE & EQUIP			58,500-			
	REMOVE TIP 411			7,200-			
	REMOVE 16 LIFEPAK CR2 DEFIB			40,000-			
	REMOVE 16 BALLISTIC SHIELDS			11,200-			
	REMOVE 8 STALKER RADAR UNITS			29,200-			
	REMOVE PATROL/SWAT VEHICLE			79,000-			
				86,259			
**	CAPITAL OUTLAY	1,756,458	60,600	207,840	972,531	86,259	86,259
***	POLICE	1,756,458	60,600	207,840	972,531	86,259	86,259
****	PUBLIC SAFETY	1,756,458	60,600	207,840	972,531	86,259	86,259
*****	ADMINISTRATION	1,756,458	60,600	207,840	972,531	86,259	86,259

ACCOUNT NUMBER	ACCOUNT DESCRIPTION	LAST YEARS ACTUALS	ADJUSTED BUDGET	Y-T-D ACTUAL	DEPT INPUT 25 DI	MAYOR REVIEW 25MR	COUNCIL BDGT 26 BU
EXPENDITURE							
DEPT 20 POLICE							
DIV 20 PATROL							
BASIC 52 PUBLIC SAFETY							
ELEM 60 CAPITAL OUTLAY							
390-2020-520.60-64	MACHINERY & EQUIPMENT	67,057	0	5,000	0	0	0
**	CAPITAL OUTLAY	67,057	0	5,000	0	0	0
***	POLICE	67,057	0	5,000	0	0	0
****	PUBLIC SAFETY	67,057	0	5,000	0	0	0
*****	PATROL	67,057	0	5,000	0	0	0
*****	POLICE	1,823,515	60,600	212,840	972,531	86,259	86,259

DRAFT

ACCOUNT NUMBER	ACCOUNT DESCRIPTION	LAST YEARS ACTUALS	ADJUSTED BUDGET	Y-T-D ACTUAL	DEPT INPUT 25 DI	MAYOR REVIEW 25MR	COUNCIL BDGT 26 BU
EXPENDITURE							
DEPT 21 FIRE DEPARTMENT							
DIV 10 FIRE DEPARTMENT							
BASIC 52 PUBLIC SAFETY							
ELEM 60 CAPITAL OUTLAY							
390-2110-521.60-62	BUILDINGS	189,834	15,000	1,085	0	0	0
390-2110-521.60-63	IMPRMTS OTHER THAN BLDGS	12,069	5,000	7,250	0	0	0
390-2110-521.60-64	MACHINERY & EQUIPMENT	39,389	123,500	8,746	0	82,500	82,500
LEVEL	TEXT			TEXT AMT			
25MR	UPGRADE SCENE LIGHTING AND NOZZLES - TOWER 61			30,000			
	PERSONAL PROTECTIVE EQUIPMENT			45,000			
	FIRE HOSE REPLACEMENT			7,500			
	ESO SOLUTIONS (RECORDS MANAGEMENT)			8,000			
	REDUCTION MAYOR REVIEW ESO SOLUTIONS			8,000-			
	CERAMIC COATING ENGINE 68			6,000			
	REDUCTION MAYOR REVIEW CERAMIC			6,000-			
	TRAINING			10,000			
	REDUCTION MAYOR REVIEW TRAINING			10,000-			
				82,500			
LEVEL	TEXT			TEXT AMT			
26BU	UPGRADE SCENE LIGHTING AND NOZZLES - TOWER 61			30,000			
	PERSONAL PROTECTIVE EQUIPMENT			45,000			
	FIRE HOSE REPLACEMENT			7,500			
	ESO SOLUTIONS (RECORDS MANAGEMENT)			8,000			
	REDUCTION MAYOR REVIEW ESO SOLUTIONS			8,000-			
	CERAMIC COATING ENGINE 68			6,000			
	REDUCTION MAYOR REVIEW CERAMIC			6,000-			
	TRAINING			10,000			
	REDUCTION MAYOR REVIEW TRAINING			10,000-			
				82,500			
**	CAPITAL OUTLAY	241,292	143,500	17,081	0	82,500	82,500
***	FIRE DEPARTMENT	241,292	143,500	17,081	0	82,500	82,500
****	PUBLIC SAFETY	241,292	143,500	17,081	0	82,500	82,500
*****	FIRE DEPARTMENT	241,292	143,500	17,081	0	82,500	82,500
*****	FIRE DEPARTMENT	241,292	143,500	17,081	0	82,500	82,500

ACCOUNT NUMBER	ACCOUNT DESCRIPTION	LAST YEARS ACTUALS	ADJUSTED BUDGET	Y-T-D ACTUAL	DEPT INPUT 25 DI	MAYOR REVIEW 25MR	COUNCIL BDGT 26 BU
EXPENDITURE							
DEPT 22 CODE ENFORCEMENT							
DIV 20 RENTAL HOUSING INSPECTION							
BASIC 52 PUBLIC SAFETY							
ELEM 60 CAPITAL OUTLAY							
390-2220-522.60-64	MACHINERY & EQUIPMENT	29,518	0	0	0	0	0
-----		-----	-----	-----	-----	-----	-----
**	CAPITAL OUTLAY	29,518	0	0	0	0	0
***	CODE ENFORCEMENT	29,518	0	0	0	0	0
-----		-----	-----	-----	-----	-----	-----
****	PUBLIC SAFETY	29,518	0	0	0	0	0
-----		-----	-----	-----	-----	-----	-----
*****	RENTAL HOUSING INSPECTION	29,518	0	0	0	0	0
*****	CODE ENFORCEMENT	29,518	0	0	0	0	0

DRAFT

ACCOUNT NUMBER	ACCOUNT DESCRIPTION	LAST YEARS ACTUALS	ADJUSTED BUDGET	Y-T-D ACTUAL	DEPT INPUT 25 DI	MAYOR REVIEW 25MR	COUNCIL BDGT 26 BU
EXPENDITURE							
DEPT 23 ENGINEERING							
DIV 10 ADMINISTRATION							
BASIC 52 PUBLIC SAFETY							
ELEM 60 CAPITAL OUTLAY							
390-2310-523.60-63	IMPRMTS OTHER THAN BLDGS	2,147,320	620,000	966,305	675,000	605,000	605,000
LEVEL	TEXT			TEXT AMT			
25DI	ANNUAL PAVING			525,000			
	CONCRETE RECONSTRUCTION (ANNUAL PAVING)			25,000			
	LIGHT POLE REPLACEMENT (COBRAHEAD & COLONIAL)			50,000			
	BLINKING SOLAR SIGNAGE			50,000			
	PENNSFIELD LANE - CURB/DRAINAGE - DESIGN			5,000			
	BOAT RAMP - RESTROOM/PUMP STATION - DESIGN			10,000			
	EASTON WOODLAND PARK - RESTROOM - DESIGN			10,000			
				675,000			
LEVEL	TEXT			TEXT AMT			
25MR	ANNUAL PAVING			525,000			
	CONCRETE RECONSTRUCTION (ANNUAL PAVING)			25,000			
	LIGHT POLE/SIGNAGE			50,000			
	BLINKING SOLAR SIGNAGE			50,000			
	PENNSFIELD LANE - CURB/DRAINAGE - DESIGN			5,000			
	BOAT RAMP - RESTROOM/PUMP STATION - DESIGN			10,000			
	EASTON WOODLAND PARK - RESTROOM - DESIGN			10,000			
	REMOVE BLINKING SOLAR SIGNAGE COMBINED W/LT POLE			50,000-			
	REMOVE BOAT RAMP RESTROOM/PUMP STATION DESIGN			10,000-			
	REMOVE EASTON WOODLAND PARK RESTROOM DESIGN			10,000-			
				605,000			
LEVEL	TEXT			TEXT AMT			
26BU	ANNUAL PAVING			525,000			
	CONCRETE RECONSTRUCTION (ANNUAL PAVING)			25,000			
	LIGHT POLE/SIGNAGE			50,000			
	BLINKING SOLAR SIGNAGE			50,000			
	PENNSFIELD LANE - CURB/DRAINAGE - DESIGN			5,000			
	BOAT RAMP - RESTROOM/PUMP STATION - DESIGN			10,000			
	EASTON WOODLAND PARK - RESTROOM - DESIGN			10,000			
	REMOVE BLINKING SOLAR SIGNAGE COMBINED W/LT POLE			50,000-			
	REMOVE BOAT RAMP RESTROOM/PUMP STATION DESIGN			10,000-			
	REMOVE EASTON WOODLAND PARK RESTROOM DESIGN			10,000-			
				605,000			
**	CAPITAL OUTLAY	2,147,320	620,000	966,305	675,000	605,000	605,000

ACCOUNT NUMBER	ACCOUNT DESCRIPTION	LAST YEARS ACTUALS	ADJUSTED BUDGET	Y-T-D ACTUAL	DEPT INPUT 25 DI	MAYOR REVIEW 25MR	COUNCIL BDGT 26 BU
EXPENDITURE							
DEPT 23 ENGINEERING							
DIV 10 ADMINISTRATION							
BASIC 52 PUBLIC SAFETY							
ELEM 60 CAPITAL OUTLAY							
***	ENGINEERING	2,147,320	620,000	966,305	675,000	605,000	605,000
****	PUBLIC SAFETY	2,147,320	620,000	966,305	675,000	605,000	605,000
*****	ADMINISTRATION	2,147,320	620,000	966,305	675,000	605,000	605,000
*****	ENGINEERING	2,147,320	620,000	966,305	675,000	605,000	605,000

DRAFT

ACCOUNT NUMBER	ACCOUNT DESCRIPTION	LAST YEARS ACTUALS	ADJUSTED BUDGET	Y-T-D ACTUAL	DEPT INPUT 25 DI	MAYOR REVIEW 25MR	COUNCIL BDGT 26 BU
EXPENDITURE							
DEPT 30 PUBLIC WORKS							
DIV 10 ADMINISTRATION							
BASIC 53 PUBLIC WORKS							
ELEM 60 CAPITAL OUTLAY							
390-3010-530.60-63	IMPRMTS OTHER THAN BLDGS	183,057	0	0	0	0	0
390-3010-530.60-64	MACHINERY & EQUIPMENT	0	0	13,530	0	0	0
		-----	-----	-----	-----	-----	-----
**	CAPITAL OUTLAY	183,057	0	13,530	0	0	0
***	PUBLIC WORKS	183,057	0	13,530	0	0	0
		-----	-----	-----	-----	-----	-----
****	PUBLIC WORKS	183,057	0	13,530	0	0	0
		-----	-----	-----	-----	-----	-----
*****	ADMINISTRATION	183,057	0	13,530	0	0	0

DRAFT

ACCOUNT NUMBER	ACCOUNT DESCRIPTION	LAST YEARS ACTUALS	ADJUSTED BUDGET	Y-T-D ACTUAL	DEPT INPUT 25 DI	MAYOR REVIEW 25MR	COUNCIL BDGT 26 BU
EXPENDITURE							
DEPT 30 PUBLIC WORKS							
DIV 25 WASTE COLLECTION							
BASIC 53 PUBLIC WORKS							
ELEM 60 CAPITAL OUTLAY							
390-3025-530.60-64	MACHINERY & EQUIPMENT	396,853	330,000	0	345,000	94,000	94,000
LEVEL	TEXT			TEXT AMT			
25DI	AUTOMATED TRUCK T1 (CARRYFORWARD \$330000)			95,000			
	BULK TRUCK (ADDITIONAL BULK TRUCK) NEW T 41			250,000			
				345,000			
LEVEL	TEXT			TEXT AMT			
25MR	AUTOMATED TRUCK T1 (CARRYFORWARD \$330000)			95,000			
	BULK TRUCK (ADDITIONAL BULK TRUCK) NEW T 41			250,000			
	MR - REDUCTION OF COST			1,000-			
	MR - REMOVE BULK TRUCK			250,000-			
				94,000			
LEVEL	TEXT			TEXT AMT			
26BU	AUTOMATED TRUCK T1 (CARRYFORWARD \$330000)			95,000			
	BULK TRUCK (ADDITIONAL BULK TRUCK) NEW T 41			250,000			
	MR - REDUCTION OF COST			1,000-			
	MR - REMOVE BULK TRUCK			250,000-			
				94,000			
**	CAPITAL OUTLAY	396,853	330,000	0	345,000	94,000	94,000
***	PUBLIC WORKS	396,853	330,000	0	345,000	94,000	94,000
****	PUBLIC WORKS	396,853	330,000	0	345,000	94,000	94,000
*****	WASTE COLLECTION	396,853	330,000	0	345,000	94,000	94,000

ACCOUNT NUMBER	ACCOUNT DESCRIPTION	LAST YEARS ACTUALS	ADJUSTED BUDGET	Y-T-D ACTUAL	DEPT INPUT 25 DI	MAYOR REVIEW 25MR	COUNCIL BDGT 26 BU
EXPENDITURE							
DEPT 30 PUBLIC WORKS							
DIV 35 PARKS LANDSCAPING MAINT							
BASIC 53 PUBLIC WORKS							
ELEM 60 CAPITAL OUTLAY							
390-3035-530.60-64	MACHINERY & EQUIPMENT	0	0	0	41,000	16,000	16,000
LEVEL	TEXT			TEXT AMT			
25DI	ALL-TERRAINE VEHICLE UTV			25,000			
	RENOVATION FIELD			16,000			
				41,000			
LEVEL	TEXT			TEXT AMT			
25MR	ALL-TERRAINE VEHICLE UTV			25,000			
	RENOVATION FIELD			16,000			
	MR - DELETE ALL-TERRAINE VEHICLE UTV			25,000-			
				16,000			
LEVEL	TEXT			TEXT AMT			
26BU	ALL-TERRAINE VEHICLE UTV			25,000			
	RENOVATION FIELD			16,000			
	MR - DELETE ALL-TERRAINE VEHICLE UTV			25,000-			
				16,000			
**	CAPITAL OUTLAY	0	0	0	41,000	16,000	16,000
***	PUBLIC WORKS	0	0	0	41,000	16,000	16,000
****	PUBLIC WORKS	0	0	0	41,000	16,000	16,000
*****	PARKS LANDSCAPING MAINT	0	0	0	41,000	16,000	16,000

ACCOUNT NUMBER	ACCOUNT DESCRIPTION	LAST YEARS ACTUALS	ADJUSTED BUDGET	Y-T-D ACTUAL	DEPT INPUT 25 DI	MAYOR REVIEW 25MR	COUNCIL BDGT 26 BU
EXPENDITURE							
DEPT 30 PUBLIC WORKS							
DIV 40 MAINT DIVISION STR RD							
BASIC 53 PUBLIC WORKS							
ELEM 60 CAPITAL OUTLAY							
390-3040-530.60-63	IMPRMTS OTHER THAN BLDGS	40,254	70,507	36,427	15,000	10,000	10,000
LEVEL	TEXT			TEXT AMT			
25DI	TREES			15,000			
				15,000			
LEVEL	TEXT			TEXT AMT			
25MR	TREES-WILL PROVIDE FOR REPLACEMENT OF FUTURE CHRISTMAS TREE TO REPLACE EXISTING REDUCTION TO TREES			15,000			
				5,000-			
				10,000			
LEVEL	TEXT			TEXT AMT			
26BU	TREES-WILL PROVIDE FOR REPLACEMENT OF FUTURE CHRISTMAS TREE TO REPLACE EXISTING REDUCTION TO TREES			15,000			
				5,000-			
				10,000			
390-3040-530.60-64	MACHINERY & EQUIPMENT	24,900	563,500	146,861	527,000	75,000	75,000
LEVEL	TEXT			TEXT AMT			
25DI	TRACK MINI SKID STEER W/ATTACHMENTS (DINGO)			90,000			
	MINI EXCAVATOR WITH ATTACHMENTS (REPLACE BACKHOE)			150,000			
	DECK OVER TRAILER			17,000			
	FORRESTRY TRUCK (ADDITIONAL TRUCK) T-42			220,000			
	LEAF VAC			50,000			
				527,000			
LEVEL	TEXT			TEXT AMT			
25MR	TRACK MINI SKID STEER W/ATTACHMENTS (DINGO)			90,000			
	MINI EXCAVATOR WITH ATTACHMENTS (REPLACE BACKHOE)			150,000			
	DECK OVER TRAILER			17,000			
	FORRESTRY TRUCK (ADDITIONAL TRUCK) T-42			220,000			
	LEAF VAC			50,000			
	REMOVE TRACK MINI SKID STEER			90,000-			
	REMOVE MINI EXCAVATOR W/ATTACHMENTS			150,000-			
	REMOVE DECK OVER TRAILER			17,000-			
	REMOVE FORRESTRY TRUCK			220,000-			
	INCREASE LEAF VAC BASED ON ESTIMATES			25,000			

ACCOUNT NUMBER	ACCOUNT DESCRIPTION	LAST YEARS ACTUALS	ADJUSTED BUDGET	Y-T-D ACTUAL	DEPT INPUT 25 DI	MAYOR REVIEW 25MR	COUNCIL BDGT 26 BU
----------------	---------------------	--------------------	-----------------	--------------	------------------	-------------------	--------------------

EXPENDITURE

DEPT 30 PUBLIC WORKS  
 DIV 40 MAINT DIVISION STR RD  
 BASIC 53 PUBLIC WORKS  
 ELEM 60 CAPITAL OUTLAY

75,000

LEVEL	TEXT	TEXT AMT
26BU	TRACK MINI SKID STEER W/ATTACHMENTS (DINGO)	90,000
	MINI EXCAVATOR WITH ATTACHMENTS (REPLACE BACKHOE)	150,000
	DECK OVER TRAILER	17,000
	FORRESTRY TRUCK (ADDITIONAL TRUCK) T-42	220,000
	LEAF VAC	50,000
	REMOVE TRACK MINI SKID STEER	90,000-
	REMOVE MINI EXCAVATOR W/ATTACHMENTS	150,000-
	REMOVE DECK OVER TRAILER	17,000-
	REMOVE FORRESTRY TRUCK	220,000-
	INCREASE LEAF VAC BASED ON ESTIMATES	25,000
		75,000


**	CAPITAL OUTLAY	65,154	634,007	183,288	542,000	85,000	85,000
***	PUBLIC WORKS	65,154	634,007	183,288	542,000	85,000	85,000
****	PUBLIC WORKS	65,154	634,007	183,288	542,000	85,000	85,000
*****	MAINT DIVISION STR RD	65,154	634,007	183,288	542,000	85,000	85,000

ACCOUNT NUMBER	ACCOUNT DESCRIPTION	LAST YEARS ACTUALS	ADJUSTED BUDGET	Y-T-D ACTUAL	DEPT INPUT 25 DI	MAYOR REVIEW 25MR	COUNCIL BDGT 26 BU
EXPENDITURE							
DEPT 30 PUBLIC WORKS							
DIV 45 STREET,ROAD & ALLEY CONTR							
BASIC 53 PUBLIC WORKS							
ELEM 60 CAPITAL OUTLAY							
390-3045-530.60-64	MACHINERY & EQUIPMENT	0	0	0	141,600	0	0
LEVEL	TEXT						
25DI	BUCKETS FOR MINI EXCAVATOR 3				13,600		
	BREAKER FOR MINI 3				23,000		
	BASIN FILTERS				25,000		
	SOFT DIG MACHINE				80,000		
					141,600		
LEVEL	TEXT						
25MR	BUCKETS FOR MINI EXCAVATOR 3				13,600		
	BREAKER FOR MINI 3				23,000		
	BASIN FILTERS				25,000		
	SOFT DIG MACHINE				80,000		
	REMOVE BUCKETS FOR MINI EXCAVATOR				13,600-		
	REMOVE BREAKER FOR MINI 3				23,000-		
	REMOVE BASIN FILTERS				25,000-		
	REMOVE SOFT DIG MACHINE				80,000-		
LEVEL	TEXT						
26BU	BUCKETS FOR MINI EXCAVATOR 3				13,600		
	BREAKER FOR MINI 3				23,000		
	BASIN FILTERS				25,000		
	SOFT DIG MACHINE				80,000		
	REMOVE BUCKETS FOR MINI EXCAVATOR				13,600-		
	REMOVE BREAKER FOR MINI 3				23,000-		
	REMOVE BASIN FILTERS				25,000-		
	REMOVE SOFT DIG MACHINE				80,000-		
**	CAPITAL OUTLAY	0	0	0	141,600	0	0
***	PUBLIC WORKS	0	0	0	141,600	0	0
****	PUBLIC WORKS	0	0	0	141,600	0	0
*****	STREET,ROAD & ALLEY CONTR	0	0	0	141,600	0	0
*****	PUBLIC WORKS	645,064	964,007	196,818	1,069,600	195,000	195,000

ACCOUNT NUMBER	ACCOUNT DESCRIPTION	LAST YEARS ACTUALS	ADJUSTED BUDGET	Y-T-D ACTUAL	DEPT INPUT 25 DI	MAYOR REVIEW 25MR	COUNCIL BDGT 26 BU
EXPENDITURE							
DEPT 40 PARKS & RECREATION							
DIV 10 ADMINISTRATION							
BASIC 54 PARKS & RECREATIONS							
ELEM 60 CAPITAL OUTLAY							
390-4010-540.60-62	BUILDINGS	632,536	0	4,714	0	0	0
390-4010-540.60-63	IMPRMTS OTHER THAN BLDGS	2,305,305	66,000	100,127	0	0	0
		-----	-----	-----	-----	-----	-----
**	CAPITAL OUTLAY	2,937,841	66,000	104,841	0	0	0
***	PARKS & RECREATIONS	2,937,841	66,000	104,841	0	0	0
		-----	-----	-----	-----	-----	-----
****	PARKS & RECREATIONS	2,937,841	66,000	104,841	0	0	0
		-----	-----	-----	-----	-----	-----
*****	ADMINISTRATION	2,937,841	66,000	104,841	0	0	0

DRAFT

ACCOUNT NUMBER	ACCOUNT DESCRIPTION	LAST YEARS ACTUALS	ADJUSTED BUDGET	Y-T-D ACTUAL	DEPT INPUT 25 DI	MAYOR REVIEW 25MR	COUNCIL BDGT 26 BU
EXPENDITURE							
DEPT 40 PARKS & RECREATION							
DIV 30 MUNICIPAL PARKS							
BASIC 54 PARKS & RECREATIONS							
ELEM 60 CAPITAL OUTLAY							
390-4030-540.60-63	IMPRMTS OTHER THAN BLDGS	0	0	0	50,000	50,000	50,000
LEVEL	TEXT			TEXT AMT			
25DI	NESC SCOREBOARD			50,000			
				50,000			
LEVEL	TEXT			TEXT AMT			
25MR	NESC SCOREBOARD			50,000			
				50,000			
LEVEL	TEXT			TEXT AMT			
26BU	NESC SCOREBOARD			50,000			
				50,000			
**	CAPITAL OUTLAY	0	0	0	50,000	50,000	50,000
***	PARKS & RECREATIONS	0	0	0	50,000	50,000	50,000
****	PARKS & RECREATIONS	0	0	0	50,000	50,000	50,000
*****	MUNICIPAL PARKS	0	0	0	50,000	50,000	50,000
*****	PARKS & RECREATION	2,937,841	66,000	104,841	50,000	50,000	50,000



ACCOUNT NUMBER	ACCOUNT DESCRIPTION	LAST YEARS ACTUALS	ADJUSTED BUDGET	Y-T-D ACTUAL	DEPT INPUT 25 DI	MAYOR REVIEW 25MR	COUNCIL BDGT 26 BU
EXPENDITURE							
DEPT 60 ECONOMIC DEVELOPMENT							
DIV 00 ECONOMIC DEVELOPMENT							
BASIC 56 ECONOMIC DEVELOPMENT							
ELEM 60 CAPITAL OUTLAY							
390-6000-560.60-62	BUILDINGS	0	10,400	3,500	0	0	0
390-6000-560.60-64	MACHINERY & EQUIPMENT	0	42,000	0	0	0	0
-----		-----		-----		-----	
**	CAPITAL OUTLAY	0	52,400	3,500	0	0	0
***	ECONOMIC DEVELOPMENT	0	52,400	3,500	0	0	0
-----		-----		-----		-----	
****	ECONOMIC DEVELOPMENT	0	52,400	3,500	0	0	0
-----		-----		-----		-----	
*****	ECONOMIC DEVELOPMENT	0	52,400	3,500	0	0	0
*****	ECONOMIC DEVELOPMENT	0	52,400	3,500	0	0	0
*****		8,140,497	2,208,902	1,603,224	3,530,094	1,088,759	1,088,759
-----		-----		-----		-----	
*****	EXPENDITURE	8,140,497	2,208,902	1,603,224	3,530,094	1,088,759	1,088,759

DRAFT

ACCOUNT NUMBER	ACCOUNT DESCRIPTION	LAST YEARS ACTUALS	ADJUSTED BUDGET	Y-T-D ACTUAL	DEPT INPUT 25 DI	MAYOR REVIEW 25MR	COUNCIL BDGT 26 BU
EXPENDITURE							
DEPT 60 ECONOMIC DEVELOPMENT							
DIV 00 ECONOMIC DEVELOPMENT							
BASIC 56 ECONOMIC DEVELOPMENT							
ELEM 60 CAPITAL OUTLAY							
		1,602,358	0	43,685-	0	0	0

DRAFT